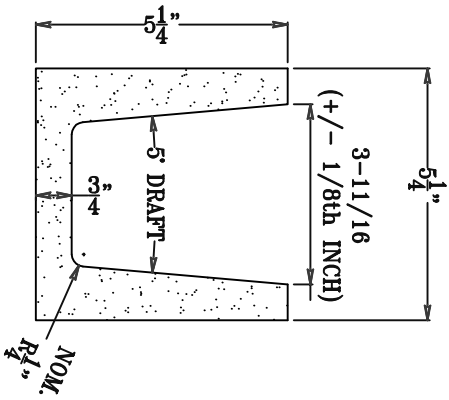


Customer Signature:

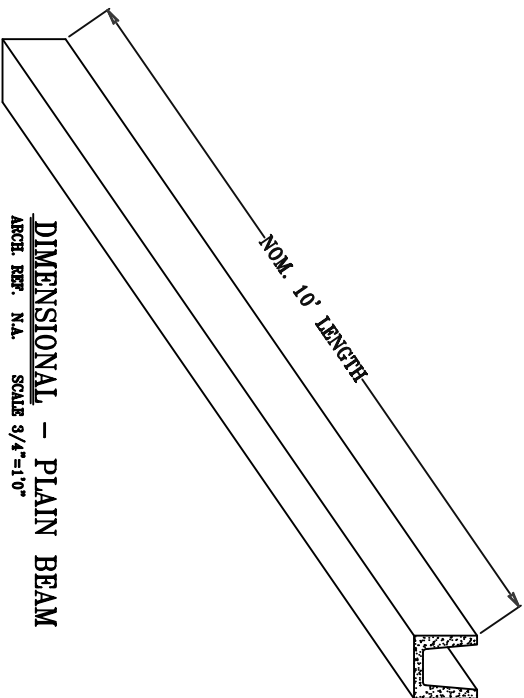
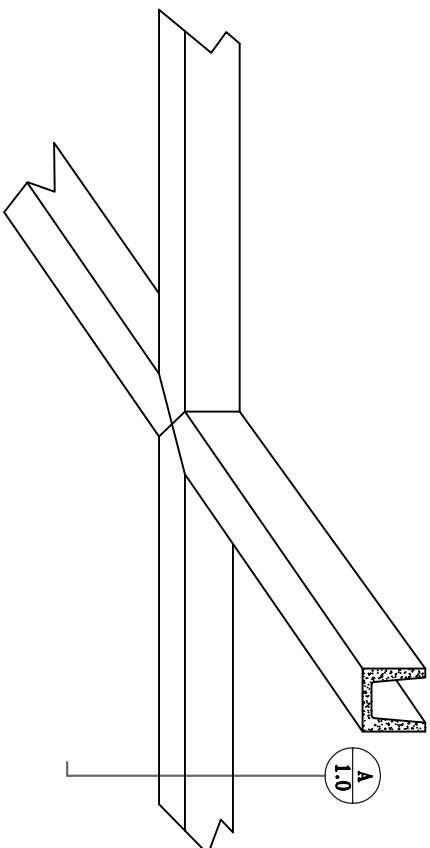
Date:

MADE IN THE U.S.A.

**MITRED CORNERS**



**A SECTION - PLAIN BEAM**  
ARCH. REF. N.A. SCALE 3"=1'0"



**DIMENSIONAL - PLAIN BEAM**  
ARCH. REF. N.A. SCALE 9/4"=1'0"

DWG NO: MACB-301

DWG TITLE: PLAIN BEAM

DWG BY:	DATE:	REV. 1	REV. 2	REV. 3	REV. 4	REV. 5
	10-19-18					

SCALE:	SEE ABOVE
--------	-----------

ITEM NO: MACB-301

FILED UNDER: DRAWINGS

SCALE: SEE ABOVE

DIM. TOLERANCE: N.A.



ALL ITEMS ARE DRAWN FOR PRESENTATION PURPOSES ONLY, THEREFORE IMAGE SHOWN MAY VARY SLIGHTLY FROM FINISHED ACTUAL PART. DRAWING SHOWN IS TO INDICATE GENERAL ARRANGEMENT AND DESIGN. MOOSE ARCH RESERVES THE RIGHT TO CHANGE ANY PRODUCT DESIGN WITHOUT NOTIFICATION.